

Level transmitters

Installation and operating instructions

Types S, W, E



Other languages

net.grundfos.com/qr/i/99545030



Grundfos
Product
Center

be
think
innovate

GRUNDFOS 

CONTENTS**Page**

1. General information	3
1.1 Hazard statements	3
1.2 Notes	4
2. Receiving the product	4
3. Installing the product	5
3.1 Wiring diagram	6
4. Storing the product	8
5. Product introduction	8
5.1 Intended use	8
5.2 Pumped liquid	8
5.3 Identification	9
5.4 Accessories	11
6. Servicing the product	12
6.1 Maintaining the product	12
7. Fault finding the product	12
8. Technical data	15
8.1 Dimensions	15
8.2 Materials	18
8.3 Type S	19
8.4 Type E	20
8.5 Type W	21
9. Disposal	22



Read this document before installing the product. Installation and operation must comply with local regulations and accepted codes of good practice.

1. General information

1.1 Hazard statements

The symbols and hazard statements below may appear in Grundfos installation and operating instructions, safety instructions and service instructions.



DANGER

Indicates a hazardous situation which, if not avoided, will result in death or serious personal injury.



WARNING

Indicates a hazardous situation which, if not avoided, could result in death or serious personal injury.



CAUTION

Indicates a hazardous situation which, if not avoided, could result in minor or moderate personal injury.

The hazard statements are structured in the following way:

SIGNAL WORD



Description of hazard

Consequence of ignoring the warning.

- Action to avoid the hazard.

1.2 Notes

The symbols and notes below may appear in Grundfos installation and operating instructions, safety instructions and service instructions.



Observe these instructions for explosion-proof products.



A blue or grey circle with a white graphical symbol indicates that an action must be taken.



A red or grey circle with a diagonal bar, possibly with a black graphical symbol, indicates that an action must not be taken or must be stopped.



If these instructions are not observed, it may result in malfunction or damage to the equipment.



Tips and advice that make the work easier.

2. Receiving the product

On receipt of the product, do the following:

1. Check that the product is as ordered.

If the product is not as ordered, contact the supplier.

2. Check that no visible parts have been damaged.

If any visible parts have been damaged, contact the transport company.



The membrane at the process connection of the level transmitter must not come into contact with sharp or hard objects or be damaged since it may result in incorrect measurements or even media leakage.

3. Installing the product

DANGER



Explosive environment

Death or serious personal injury

- The products in these installation instructions are not intended for use in potentially explosive areas.

CAUTION



Electric shock

Minor or moderate personal injury

- Install the product in a currentless condition.



The level transmitter must be grounded. To prevent electrolysis, the shielding of the level transmitter must be set to the same potential as the products usually found in the medium, such as pumps and agitators.

The special cable for the level transmitter must be fitted so that the pressure compensation in the cable assembly is not crushed. The cable end must terminate in a dry room or in a suitable terminal case so that no moisture can get through. In addition, the cable must not be routed through damp conditions.



For variations in media, a guide tube must be used to prevent measuring errors in flow caused by sideways movement and by hitting the level transmitter against the walls of the container.

We recommend using a terminal case with a pressure compensation element. See section [5.4.2 Terminal case with pressure compensation element](#). The terminal case must be mounted as close as possible to the surface of the medium while still outside the medium.



The membrane at the process connection of the level transmitter must not be damaged, otherwise it may result in incorrect measurements or even media leakage. The membrane must not come into contact with sharp or hard objects.

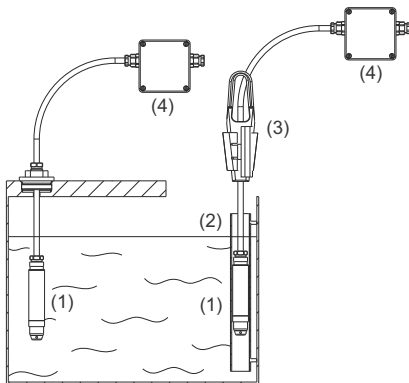


Fig. 1 Installation principal

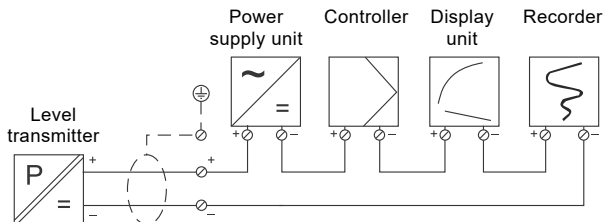
TM07 3095 4618

Pos.	Description
1	Level transmitter, hanging vertically in the medium.
2	Guide tube for level transmitter.
3	Cable clamp. See fig. 4
4	Terminal case with pressure compensation element. See fig. 5

3.1 Wiring diagram



Level transmitters in free-field applications without integrated overvoltage protection must be protected against electrical discharge. In addition, we recommend using external overvoltage protection upstream and downstream of the display or processing unit.



TM07 3094 4618

Fig. 2 Wiring diagram

Description	Type S	Type E	Type W
Cable type	Cable		
FEP, PE-LD	<ul style="list-style-type: none"> Supply voltage DC 10-30 V $U_B/S+$: white 0 V/S-: grey 	<ul style="list-style-type: none"> Supply voltage DC 10-30 V $U_B/S+^2$: white 0 V/S-: grey 	<ul style="list-style-type: none"> Supply voltage DC 12-30 V $U_B/S+^2$: white 0 V/S-: grey
EPR	<ul style="list-style-type: none"> Supply voltage DC 10 to 30 V $U_B/S+$: brown 0 V/S-: blue 		-
Shielding	Ground all connected products such as pumps and valves to the same potential. The cable is black.		
Reverse voltage protection		Yes	
Max. current consumption	≤ 25 mA	30 mA	≤ 25 mA
Electrical circuit requirements		SELV ¹	

¹ The product must be equipped with an electrical circuit that meets the requirements of EN 61010-1.

² The voltage peaks must not exceed or fall below the specified supply voltage value.

4. Storing the product

The products must be stored in dry, clean conditions and protected against external and mechanical damage.

The storage temperatures can be found in the technical data. See section [8. Technical data](#).

5. Product introduction

5.1 Intended use

Level transmitters are used to carry out hydrostatic level measurements in ventilated tanks or to gauge water levels in open waters. They are designed to hang vertically from the cable.

The correct level transmitter should be selected with regard to the measuring range, version and specific measuring conditions on site before mounting, installation and startup. The specifications provided by the manufacturer are intended as suggestions only, except those relating to the test series. The decision is to be made by the operator.

The manufacturer cannot accept liability for damage resulting from improper use or in the event of use contrary to the intended purpose.

To prevent damage to the level transmitter and to safeguard its process, mounting, installation and startup must only be performed by qualified personnel. Personnel must be familiar with local regulations and be aware of applied standards and directives to prevent bodily injuries and material damage.

5.2 Pumped liquid

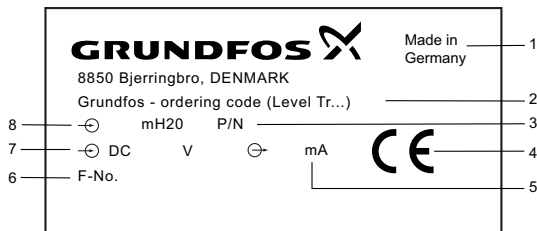
The PE-LD cable is shielded and suitable for use in water such as lake, water well, and mine water. The cable is UV-resistant.

The FEP cable is shielded and suitable for use in water such as sea, lake, water well, and mine water as well in different oils, fuels, and solvents. The cable is UV-resistant.

The EPR cable is a submersible motor cable.

5.3 Identification

5.3.1 Nameplate



TM07 3048 4718

Fig. 3 Nameplate

Pos.	Description
1	Country of origin
2	Product name
3	Order code
4	CE marking
5	Output signal
6	Serial number
7	Supply voltage
8	Measuring range

5.3.2 Type key

Example	Level Tr.	E	0-50 m	c100 m	E	E	BC	DWA
Product name								
Product type: S, E, W								
Measuring range, metre of water column								
Cable length								
Cable surface material E: EPR P: PE-LD F: FEP								
Seal material E: EPDM V: FKM								
BC: Bottom closed BO: Bottom open								
DWA: Drinking water approval								

5.4 Accessories

5.4.1 Cable clamp

The cable clamp, part no. 99488578, holds the level transmitter in the liquid at a defined depth and provides strain relief. Use of the cable clamp ensures that the cable is not deformed.

The cable clamp is compatible with level transmitters with a cable diameter of 5.5 to 10.5 mm. The maximum tensile strength is 2.5 kN. The case is made of hot-dip galvanised steel sheets. The clamping jaws and guide clips are made of fiberglass-reinforced polyamide.



Fig. 4 Cable clamp

TM07 3006 4418

5.4.2 Terminal case with pressure compensation element

The terminal case, part no. 99488577, is used for secure installation of the level transmitter cable. The end of the pressure equalisation hose is always protected from deposits and condensation (IP65). The remaining distribution can be performed with a standard cable without a pressure equalisation hose.

The terminal case must be mounted as close as possible to the medium surface while still outside the medium to ensure the system is implemented cost-effectively and in the best possible way.



Fig. 5 Terminal case

TM07 3005 4418

6. Servicing the product

6.1 Maintaining the product

The level transmitters are maintenance-free.



The cleaning agent used must not attack the material on the transmitter body or the seals.

Mechanical damage to the membrane and the cable must be avoided.

7. Fault finding the product

DANGER



Toxic material

Death or serious personal injury

- Medium residuals may damage humans, the environment and equipment.

CAUTION



Sharp objects

Minor or moderate personal injury

- Irreparable damage occurs if the membrane comes into contact with sharp or hard objects.

Fault	Possible cause	Remedy
1. No measuring and/or output signal.	a) The supply voltage is too low	Check the supply voltage.
	b) Open circuit, there is an incorrect connection.	Check the connecting cable.
	c) Mechanical, thermal or chemical damage.	The product is defective. Contact your local Grundfos sales office.
2. Constant output signal even with changes in pressure.	a) The measuring system is destroyed by excess pressure.	The product is defective. Contact your local Grundfos sales office.
	b) The output signal is distorted as a result of excess pressure due to current limiting.	Check the supply voltage.

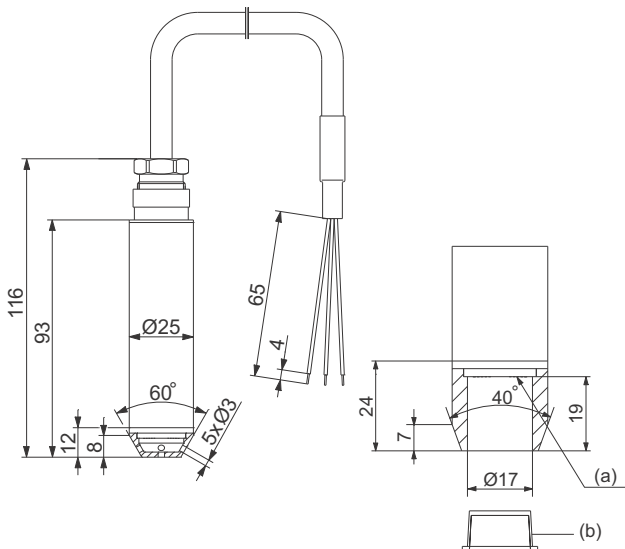
Fault	Possible cause	Remedy
3. The output signal is too high.	a) The measuring range selected is too small.	The product is defective. Contact your local Grundfos sales office.
	b) The electrical connection is faulty.	
	c) The supply voltage is too high.	
4. The output signal is too weak.	a) Current output signal burden is too high.	Change the burden.
	b) The supply voltage is too low.	Change the supply voltage.
	c) The membrane is damaged by mechanical influences, for example an aggressive medium or corrosion.	The product is defective. Contact your local Grundfos sales office.
5. Varying zero point signal.	a) Medium and/or ambient temperature is too high or too low	The product is defective. Contact your local Grundfos sales office.
	b) Membrane contaminated	Carefully clean the membrane using a soft brush or sponge with a non-aggressive cleaning agent. The membrane must not be damaged.
	c) The membrane is damaged by mechanical influences, for example an aggressive medium or corrosion.	The product is defective. Contact your local Grundfos sales office.
	d) Moisture has entered the product.	

Fault	Possible cause	Remedy
6. Characteristic line of the output signal is not linear.	a) The product is altered by inadmissible operating conditions such as excess pressure.	The product is defective. Contact your local Grundfos sales office.

8. Technical data

8.1 Dimensions

8.1.1 Type S



TM07 3089 5018 - TM07 3090 4918

Fig. 6 Bottom closed (BC) and bottom open (BO)

Pos.	Description
a	Sensitive membrane
b	Protective cap

8.1.2 Type E

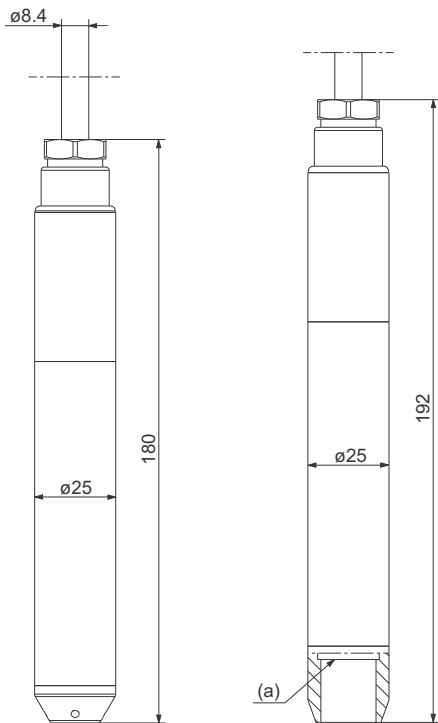


Fig. 7 Bottom closed (BC) and bottom open (BO)

TM07 3092 4918 - TM07 3093 4918

Pos.	Description
a	Sensitive membrane

8.1.3 Type W

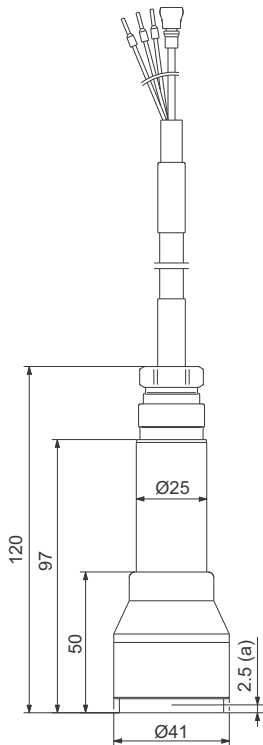


Fig. 8 Type W

Pos.	Description
a	Measurement to the surface of sensor

TM07 3091 4918

8.2 Materials

8.2.1 Material for PE-LD and FEP

Use a 6-core, shielded cable with integrated pressure compensation hose and AWG 24 with ferrules.

Type	Description
Outer sheath	PE-LD, black cable. FEP, black cable. Depending on the version ordered.
Pressure compensation hose	PA
Outer diameter	Approx. 8.4 mm.
Conductor cross-section	0.25 mm ² .
Bending radius:	Moving: 160 mm. Fixed: 120 mm. It is important to take into account that if the protective hose is pinched, it prevents ambient pressure compensation.
Tensile strength	Up to 400 N.
Weight	PE-LD cable: approx. 115 g/m. FEP cable: approx. 90 g/m.
Medium temperatures	-20 to +60 °C.
UV resistance	PE-LD according to VDE 0207. FEP cable according to DIN ISO 4892-2.

8.2.2 Material for EPR

Use 2-core cable without pressure compensation with ferrules

Type	Description
Outer sheath	EPR, blue cable.
Outer diameter	Approx. 8.3 mm.
Conductor cross-section	1 mm ² .
Bending radius:	Moving: 40 mm. Fixed: 30 mm.
Tensile strength	Up to 400 N.
Weight	EPR cable: approx. 92 g/m.
Medium temperatures	-40 to +60 °C.

8.3 Type S

Reference conditions: DIN 16086 and DIN EN 60770.

Analog output: 4-20 mA, two-wire.

Step response, T_{90} : ≤ 10 ms.

Current burden: $R_L \leq (U_B - 10 \text{ V}) / 0.02 \text{ A } (\Omega)$.

Protection type: IP68, submersible to 60 m.

Weight: 200 g, without the cable.

Diameter: 25 mm.

Material

Type	Material
Process connection	Stainless steel 316 Ti
Measuring membrane	Stainless steel 316 L
Case	Stainless steel 316 Ti
Sealing cone	FPM EPDM
Cable	PE-LD (P) FEP (F) EPR (E)

Temperature

Temperature	
Operating condition	0 to 50 °C The product must not be exposed to frost in the medium. A restriction may be required depending on the medium.
Storage	-20 to +80 °C, dry

Electromagnetic compatibility

- Interference emission: Class B
- Interference immunity: Industrial requirements.

8.4 Type E

Reference conditions: DIN 16086 and DIN EN 60770.

Measuring principle: Piezoresistive sensor with stainless steel separating membrane.

Pressure transfer means: Synthetic oil.

Admissible load changes: > 10 million, 0 to 100 % measuring range.

Analog output: 4-20 mA, two-wire.

Current burden: $R_L \leq (U_B - 10 \text{ V}) / 0.02 \text{ A } (\Omega)$.

Protection type: IP68, submersible to 100 m.

Weight: 400 g, without the cable.

Diameter: 25 mm.

Material

Type	Material
Process connection	Stainless steel 316 Ti
Measuring membrane	Stainless steel 316 L
Case	Stainless steel 316 Ti
Case, seals	FPM EPDM
Cable	PE-LD (P) FEP (F) EPR (E)

Temperature

	Temperature
Operating condition	0 to 50 °C The product must not be exposed to frost in the medium. A restriction may be required depending on the medium.
Storage	-20 to +80 °C, dry

Electromagnetic compatibility

- Interference emission: Class B. The product is suitable for industrial use as well as for households and small businesses.
- Interference immunity: Industrial requirements.

Overvoltage protection

- Integrated overvoltage protection.
- Rated leakage current: 1 kA.

8.5 Type W

Reference conditions: DIN 16086 and DIN EN 60770.

Analog output: 4-20 mA, two-wire.

Step response, T_{90} : ≤ 10 ms.

Current burden: $R_L \leq (U_B - 12 \text{ V}) / 0.02 \text{ A } (\Omega)$.

Protection type: IP68, submersible to 16 m.

Weight: 200 g, without the cable.

Material

Type	Material
Process connection	Stainless steel 316 Ti
Sensor	Ceramic Al_2O_3 (99.9 %)
Case, standard	Stainless steel 316 Ti
Case, seals	FPM, standard

Diameter

Type	Diameter
Stainless steel version	41 mm
PTFE version	50 mm

Temperature

	Temperature
Operating condition	-20 to +60 °C The product must not be exposed to frost in the medium. A restriction may be required depending on the medium.
Storage	-20 to +100 °C, dry

Electromagnetic compatibility

- Interference emission: Class B. The product is suitable for industrial use as well as for households and small businesses.
- Interference immunity: Industrial requirements.

Overvoltage protection

- Integrated overvoltage protection.
- Rated leakage current: 1 kA.

9. Disposal

This product or parts of it must be disposed of in an environmentally sound way:

1. Use the public or private waste collection service.
2. If this is not possible, contact the nearest Grundfos company or service workshop.

See also end-of-life information on www.grundfos.com/product-recycling.

Declaration of conformity

GB: EC/EU declaration of conformity

We, Grundfos, declare under our sole responsibility that the products Level Transmitter S, Level Transmitter E, Level Transmitter W, to which the declaration below relates, are in conformity with the Council Directives listed below on the approximation of the laws of the EC/EU member states.

DE: EG-/EU-Konformitätserklärung

Wir, Grundfos, erklären in alleiniger Verantwortung, dass die Produkte Level Transmitter S, Level Transmitter E, Level Transmitter W, auf die sich diese Erklärung bezieht, mit den folgenden Richtlinien des Rates zur Angleichung der Rechtsvorschriften der EG-/EU-Mitgliedsstaaten übereinstimmen.

DK: EF-/EU-overensstemmelseserklæring

Vi, Grundfos, erklærer under ansvar at produkterne Level Transmitter S, Level Transmitter E, Level Transmitter W som erklæringen nedenfor omhandler, er i overensstemmelse med Rådets direktiver der er nævnt nedenfor, om indbyrdes tilnærmelse til EF-/EU-medlemsstaternes lovgivning.

ES: Declaración de conformidad de la CE/UE

Grundfos declara, bajo su exclusiva responsabilidad, que los productos Level Transmitter S, Level Transmitter E, Level Transmitter W a los que hace referencia la siguiente declaración cumplen lo establecido por las siguientes Directivas del Consejo sobre la aproximación de las legislaciones de los Estados miembros de la CE/UE.

FR: Déclaration de conformité CE/UE

Nous, Grundfos, déclarons sous notre seule responsabilité, que les produits Level Transmitter S, Level Transmitter E, Level Transmitter W, auxquels se réfère cette déclaration, sont conformes aux Directives du Conseil concernant le rapprochement des législations des États membres CE/UE relatives aux normes énoncées ci-dessous.

PL: Deklaracja zgodności WE/UE

My, Grundfos, oświadczamy z pełną odpowiedzialnością, że nasze produkty Level Transmitter S, Level Transmitter E, Level Transmitter W, których deklaracja niniejsza dotyczy, są zgodne z następującymi dyrektywami Rady w sprawie zbliżenia przepisów prawnych państw członkowskich.

TR: EC/AB uygunluk bildirgesi

Grundfos olarak, aşağıdaki bildirim konusu olan Level Transmitter S, Level Transmitter E, Level Transmitter W ürünlerinin, EC/AB Üye ülkelerinin direktiflerinin yakınlaştırılmasıyla ilgili durumun aşağıdaki Konsey Direktifleriyle uyumlu olduğunu ve bununla ilgili olarak tüm sorumluluğun bize ait olduğunu beyan ederiz.

CN: 欧盟符合性声明

我们，格兰富，在我们的全权责任下声明，产品Level Transmitter S, Level Transmitter E, Level Transmitter W系列，其制造和性能完全符合以下所列欧盟委员会指令。

AR: إقرار مطابقة الاتحاد الأوروبي (EC/EU)

نقرر نحن، جرونډفوس، بمقتضى مسؤوليتنا الفردية بأن المنتجين Level Transmitter S و Level Transmitter E و Level Transmitter W كورة أدناه يشكلن التقريب بين اللذين يختص بهما الإقرار أدناه، يكونان مطابقين لتوجيهات المجلس المذكورة.
قوانين الدول أعضاء الاتحاد الأوروبي (EC/EU).

- EMC Directive (2014/30/EU)
Standards used:
EN 61326-1:2013, EN 61326-2-3:2013

Additional directives and standards effective from 22 July 2019:

- RoHS Directives (2011/65/EU and 2015/863/EU)
-

This EC/EU declaration of conformity is only valid when published as part of the Grundfos safety instructions (publication number 99545030).

Bjerringbro, 31 August 2018



Svend Aage Kaae
Senior Manager
Grundfos Holding A/S
Poul Due Jensens Vej 7
8850 Bjerringbro, Denmark

Person authorised to compile the technical file and
empowered to sign the EC/EU declaration of conformity.

Argentina

Bombas GRUNDFOS de
Argentina S.A.
Phone: +54-3327 414 444
Telefax: +54-3327 411 111

Australia

GRUNDFOS Pumps Pty. Ltd.
Phone: +61-8-8461-4611
Telefax: +61-8-8340 0155

Austria

GRUNDFOS Pumpen
Vertrieb Ges.m.b.H.
Tel.: +43-6246-883-0
Telefax: +43-6246-883-30

Belgium

N.V. GRUNDFOS Bellux S.A.
Tél.: +32-3-870 7300
Télécopie: +32-3-870 7301

Belarus

Представительство
ГРУНДФОС в Минске
Тел.: +7 (375 17) 286 39
72, 286 39 73
Факс: +7 (375-17) 286 39
71

**Bosnia and
Herzegovina**

GRUNDFOS Sarajevo
Phone: +387 33 592 480
Telefax: +387 33 590 465
www.ba.grundfos.com
email: grundfos@bih.net.ba

Brazil

BOMBAS GRUNDFOS DO
BRASIL
Phone: +55-11 4393 5533
Telefax: +55-11 4343 5015

Bulgaria

Grundfos Bulgaria EOOD
Tel. +359 2 49 22 200
Fax. +359 2 49 22 201

Canada

GRUNDFOS Canada Inc.
Phone: +1-905 829 9533
Telefax: +1-905 829 9512

China

GRUNDFOS Pumps
(Shanghai) Co. Ltd.
Phone: +86-021-612 252 22
Telefax: +86-021-612 253 33

COLOMBIA

GRUNDFOS Colombia
S.A.S.
Phone: +57(1)-2913444
Telefax: +57(1)-8764586

Croatia

GRUNDFOS CROATIA
d.o.o.
Phone: +385 1 6595 400
Telefax: +385 1 6595 499

GRUNDFOS Sales

**Czechia and
Slovakia s.r.o.**
Phone: +420-585-716 111

Denmark

GRUNDFOS DK A/S
Tlf.: +45-87 50 50 50
E-mail:
info_GDK@grundfos.com
www.grundfos.com/DK

Estonia

GRUNDFOS Pumps Eesti
OÜ
Tel: + 372 606 1690
Fax: + 372 606 1691

Finland

OY GRUNDFOS Pumput AB
Phone: +358-(0)207 889 500

France

Pompes GRUNDFOS
Distribution S.A.
Tél.: +33-4 74 82 15 15
Télécopie: +33-4 74 94 10 51

Germany

GRUNDFOS GMBH
Tel.: +49-(0) 211 929 69-0
e-mail:
infoservice@grundfos.de
Service in Deutschland:
e-mail:
kundendienst@grundfos.de

Greece

GRUNDFOS Hellas
A.E.B.E.
Phone: +0030-210-66 83
400
Telefax: +0030-210-66 46
273

Hong Kong

GRUNDFOS Pumps (Hong
Kong) Ltd.
Phone:
+852-27861706/27861741
Telefax: +852-27858664

Hungary

GRUNDFOS Hungária Kft.
Phone: +36-23 511 110
Telefax: +36-23 511 111

India

GRUNDFOS Pumps India
Private Limited
Phone: +91-44 4596 6800

Indonesia

PT GRUNDFOS Pompa
Phone: +62 21-469 51900
Telefax: +62-21-460
6910/460 6901

Ireland

GRUNDFOS (Ireland) Ltd.
Phone: +353-1-4089 800
Telefax: +353-1-4089 830

Italy

GRUNDFOS Pompe Italia
S.r.l.
Tel.: +39-02-95838112
Telefax:
+39-02-95309290/95838461

Japan

GRUNDFOS Pumps K.K.
Phone: +81 53 428 4760
Telefax: +81 53 428 5005

Korea

GRUNDFOS Pumps Korea
Ltd.
Phone: +82-2-5317 600
Telefax: +82-2-5633 725

Latvia

SIA GRUNDFOS Pumps
Latvia
Tāl.: + 371 714 9640, 7 149
641
Fakss: + 371 914 9646

Lithuania

GRUNDFOS Pumps UAB
Tel: + 370 52 395 430
Fax: + 370 52 395 431

Malaysia

GRUNDFOS Pumps Sdn.
Bhd.
Phone: +60-3-5569 2922
Telefax: +60-3-5569 2866

Mexico

Bombas GRUNDFOS de
México S.A. de C.V.
Phone: +52-81-8144 4000
Telefax: +52-81-8144 4010

Netherlands

GRUNDFOS Netherlands
Tel.: +31-88-478 6336
Telefax: +31-88-478 6332 s

New Zealand

GRUNDFOS Pumps NZ Ltd.
Phone: +64-9-415 3240
Telefax: +64-9-415 3250

Norway

GRUNDFOS Pumper A/S
Tlf.: +47-22 90 47 00
Telefax: +47-22 32 21 50

Poland

GRUNDFOS Pompy Sp. z
o.o.
Tel: (+48-61) 650 13 00
Fax: (+48-61) 650 13 50

Portugal

Bombas GRUNDFOS
Portugal, S.A.
Tel.: +351-21-440 76 00
Telefax: +351-21-440 76 90

Romania

GRUNDFOS Pompe
România SRL
Phone: +40 21 200 4100
E-mail:
romania@grundfos.ro

Russia

ООО Грундфос Россия
Тел. (+7) 495 737 30 00,
564 88 00
E-mail
grundfos.moscow@grundfos.com

Serbia

Grundfos Srbija d.o.o.
Phone: +381 11 2258 740
Telefax: +381 11 2281 769

Singapore

GRUNDFOS (Singapore)
Pte. Ltd.
Phone: +65-6681 9688
Telefax: +65-6681 9689

Slovakia

GRUNDFOS s.r.o.
Phona: +421 2 5020 1426

Slovenia

GRUNDFOS LJUBLJANA,
d.o.o.
Phone: +386 (0) 1 568 06
10
Telefax: +386 (0) 1 568 06
19

South Africa

GRUNDFOS (PTY) LTD
Phone: (+27) 10 248 6000
Fax: (+27) 10 248 6002
E-mail:
lgradidge@grundfos.com

Spain

Bombas GRUNDFOS
España S.A.
Tel.: +34-91-848 8800
Telefax: +34-91-628 0465

Sweden

GRUNDFOS AB
Tel.: +46(0)771-32 23 00
Telefax: +46(0)31-331 94 60

Switzerland

GRUNDFOS Pumpen AG
Tel.: +41-44-806 8111
Telefax: +41-44-806 8115

Taiwan

GRUNDFOS Pumps
(Taiwan) Ltd.
Phone: +886-4-2305 0868
Telefax: +886-4-2305 0878

Thailand

GRUNDFOS (Thailand) Ltd.
Phone: +66-2-725 8999
Telefax: +66-2-725 8998

Turkey

GRUNDFOS POMPA San.
ve Tic. Ltd. Sti.
Phone: +90 - 262-679 7979
Telefax: +90 - 262-679 7905
E-mail: satis@grundfos.com

Ukraine

Бізнес Центр Європа
Телефон: (+38 044) 237 04
00
Факс.: (+38 044) 237 04 01

United Arab Emirates

GRUNDFOS Gulf
Distribution
Phone: +971-4- 8815 166
Telefax: +971-4-8815 136

United Kingdom

GRUNDFOS Pumps Ltd.
Phone: +44-1525-850000
Telefax: +44-1525-850011

U.S.A.

GRUNDFOS Pumps
Corporation
Phone: +1-913-227-3400
Telefax: +1-913-227-3500

Uzbekistan

Grundfos Tashkent,
Uzbekistan The
Representative Office of
Grundfos Kazakhstan in
Uzbekistan
Телефон: (+998) 71 150
3290 / 71 150 3291
Факс: (+998) 71 150 3292

Addresses revised
21.01.2019

be think innovate

99545030 1119

ECM: 1274716

© 2019 Grundfos Holding A/S,
all rights reserved.

Trademarks displayed in this material, including but not limited to Grundfos, the Grundfos logo and "be think innovate" are registered trademarks owned by The Grundfos Group. All rights reserved.

www.grundfos.com

GRUNDFOS 